

WEO®

co-extruded composite
cladding



Fiberdeck®

WEO®

Co-extruded composite cladding guaranteed to be free of discolouration!

WEO® is a co-extruded false open-joint composite wood cladding. Its trapezoidal profile also enables both horizontal and vertical installation.



The coating of the composite wood with a polyethylene film over its entire surface ensures protection against any moisture pick-up. It is also not sensitive to stains and discolouration.

The false open-joint boards are screwed in with only 1 stainless steel screw per fastening point, thus ensuring quick and reliable installation. Boards may be easily adjusted with respect to each other thanks to an adjustable gap.

A very realistic wood look with intense matte colours. Multi-chromatic colour variations within a single board give rhythm to the façade and an incomparable warm appearance.

** ($\Delta E < 5$) - Accelerated ageing test, discolouration invisible to the naked eye.*



WEO® range



WEO® 35

Co-extruded composite cladding board

33 x 170 x 3600 mm | 7,52 kg (unit)
(effective surface = 0,504 m²)



Beige brown
Ref 0942



Stone grey
Ref 0944



Terra brown
Ref 0943




Traffic grey
Ref 0945




WEO® 60

Co-extruded composite cladding board


33 x 170 x 3600 mm | 7,52 kg (unit)
(effective surface = 0,504 m²)




Beige brown
Ref 1078



Stone grey
Ref 1080



Terra brown
Ref 1079



Traffic grey
Ref 1081



SR2 stainless steel screws
-box of 500 parts + end piece

4,2 x 38 mm | 4,00 kg (unit)



Beige brown
RAL 8024
Ref 0946



Stone grey
RAL 7030
Ref 0948



Terra brown
RAL 8028
Ref 0947



Traffic grey
RAL 7043
Ref 0949



F profile (2 units)
65 x 80 mm x 3,60 m



Beige brown
RAL 8024
Ref 0967



Stone grey
RAL 7030
Ref 0969

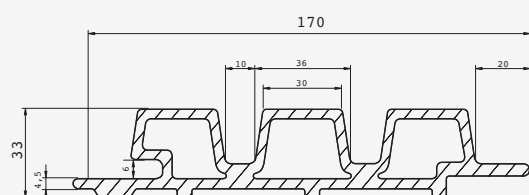


Terra brown
RAL 8028
Ref 0968

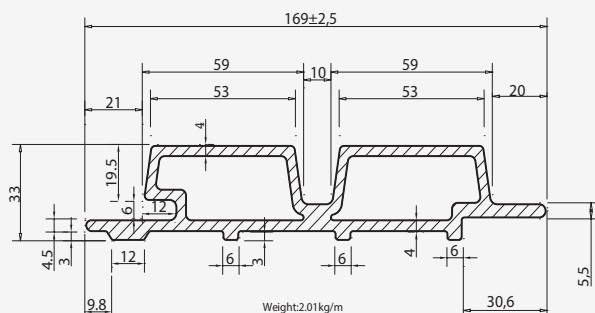


Traffic grey
RAL 7043
Ref 0970

Technical characteristics



Surface area of a board (effective)	0,504 m ²
Area density	15 kg/m ²
Total width	170 mm
Effective width	140 mm
Standard length	3600 mm



Weight: 2,01 kg/m

	WEO® 35	WEO® 60
Number of waves per board	3	2
Total wave length	46 mm	59 mm
False open-joint width	30 mm	53 mm
Depth of waves	20 mm	20 mm



	No. of screws / m ²	No. of screws / 3.6 m board
Centre-to-centre distance 60 cm	16	7



4 essential points

AESTHETICS

Open-joint décor composed of small, thin and regular waves. A unique appearance, combining a warm-to-the-touch material with intense colours and varied multi-chromatic tints similar to natural wood. Invisible fastening with screw heads that are the same colour as the boards. No identical boards, no repetitive décor.

GUARANTEED FREE OF DISCOLOURATION

The co-extrusion technique protects the composite material with a polyethylene film. The unique and exclusive formula of the polymer layer for surface protection guarantees that there will be no discolouration. Maintenance is also greatly reduced.

ECOLOGICAL

High-tech polymer wood, composed of 50% sawdust and 50% recycled polyethylene. No toxic products, no glue or heavy metals. Manufactured from 95% recycled materials. WEO® cladding boards are also 100% recyclable. An ecological alternative to tropical wood. An environmentally friendly product.

RESISTANT & STABLE

Rot-proof, 100% resistant to termites, without moisture pick-up. Protection reinforced by a polymer film over all 4 faces of the cladding board. Very good size stability with 1.15 mm/ml (30° temperature Δ). Good resistance to impacts.

